

O/E/N 27

SLIDE & PIANO TYPE DIP SWITCHES

- SPST, 2,4,6,8 & 10 Stations
- Gold Plated Contacts
- Wide Operating Temperature Range
- Suitable for High Density Packaging

SPECIFICATIONS

Contact Arrangement	: SPST, 2,4,6,8 & 10 Stations
Contact Rating	: 50 mA at 24 VDC
Contact Resistance	: 50milli Ohms (Initial) (100 milli ohms after life)
Contact Life	
Mechanical	: 5000 operations
Electrical	: 2000 operations at Rated Load
Dielectric Strength	: 500 VRMS
Operating Force	: 400 gms Max.
Operate Temperature	: -40^0C to $+70^0$C
Soldering Temp	
Wave Soldering	: 260^0C for 5 Sec. Max
Hand Soldering	: 320^0C for 2 Sec. Max

Switches Should be Soldered in the off Postion

Typical applications

Data precessing, Communication and other back panel and logic application where manual programming is required

All dimensions are in mm. Specifications subject to change without notice. Tolerance unless otherwise specified is ± 10%

MATERIALS

Base	:	PBT (glass filled)
		Black
Cover	:	PBT (glass filled)
		Red
Actuators	:	PBT (glass filled)
		White
Terminals	:	Phospher Bronze with
		gold plating

HOW TO ORDER

27 S - 02 4 X - XXX

- 27: Product Series
- S: Slide Type - S; Piano Type - P
- 02: 02 - 2 Positions; 04 - 4 Positions; 06 - 6 Positions; 08 - 6 Positions; 10 - 10 Positions
- 4: Colour of cover 4 - Red; 8 - Black
- X: Vacant - OFF in Normal Position of Actuator; S - ON in Normal position of Actuator
- XXX: Specialities if any

DIMENSIONS

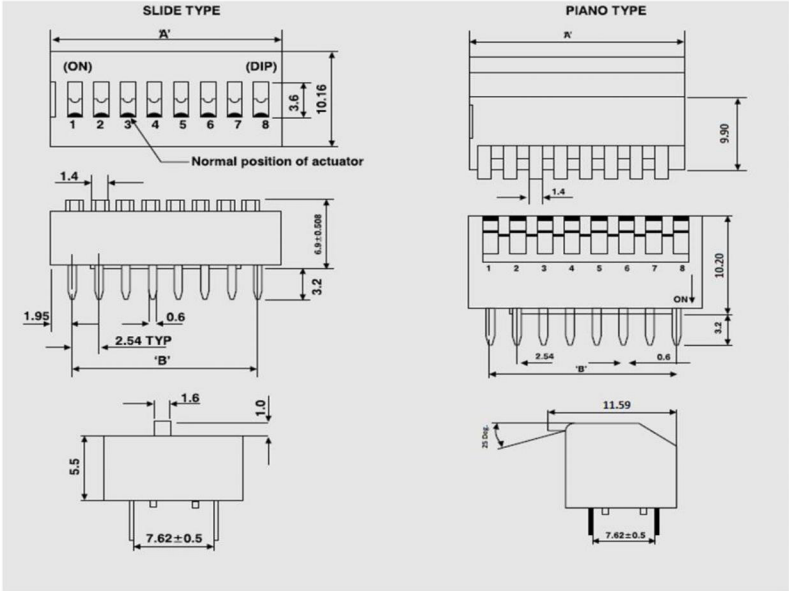

No. Pos.	2	4	6	8	10
A	7	12	17	22	27
B	2.54	7.62	12.7	17.78	22.86

No. Pos.	2	4	6	8	10
A	7	12	17	22	27
B	2.54	7.62	12.7	17.78	22.86

DRILLING PATTERN

P.C. HOLE LAYOUT

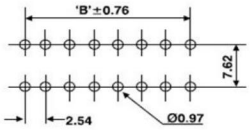

All dimensions are in mm. Specifications subject to change without notice.